

OpenMeetings - Assigning Permissions

Allow/Deny Permissions

1. All Allow/Deny controls work the same
2. Go to the user section.

? Unknown Attachment

3. Mouse over user to highlight the user.

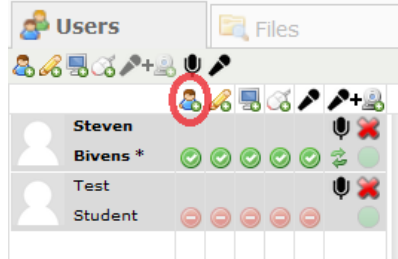
? Unknown Attachment

4. Click under the permissions you would like to add to that user (Giving the Moderator permission enables all permissions for that user)

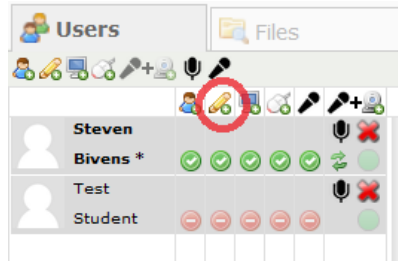
Permissions

1. Moderator

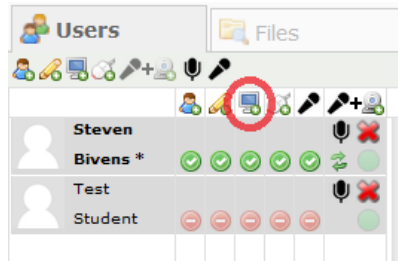
! Use great discretion when granting moderator permissions as they could then remove you as a moderator and deny all of your permissions



2. Draw on whiteboard

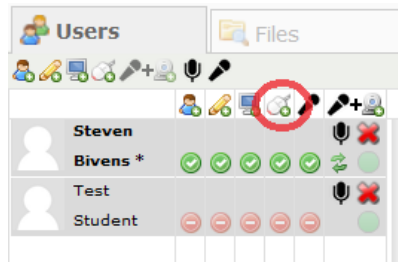


3. Share/Record screen

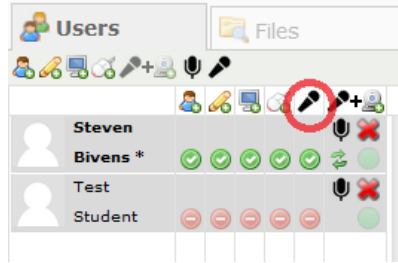


4. Remote Control Screen

! Use discretion when allowing Remote Control Screen permissions as this will allow the user to access your computer, potentially creating a risk for viruses



5. Exclusive Audio



6. (Re) Start audio video

