


Confluence - How to Move a Page - or Change Parent Page

Here are directions for moving a page in Confluence, or changing the Parent Page -

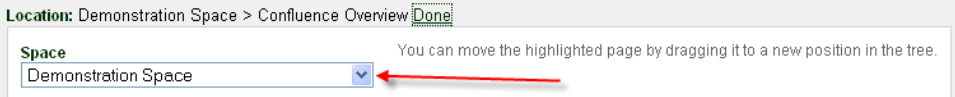
1. Go to the page you want to move
2. Click on Edit near the top right.



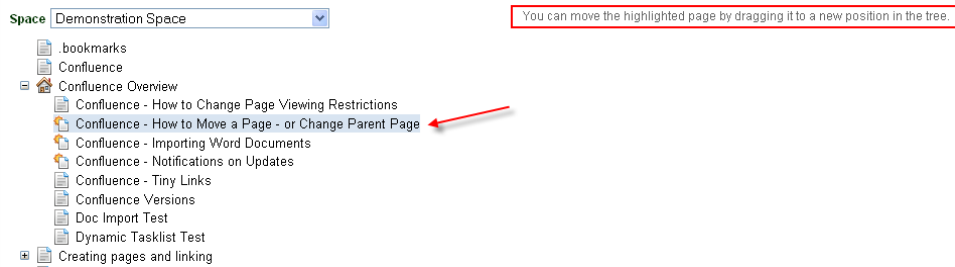
3. Toward the bottom of the page, you see "Location" and some breadcrumbs. Click on the little "Edit" to the right of that.



4. Use the pulldown menu under "space" to be sure the page is in the correct space



5. You can move the page by dragging it to a new location.



6. Save your Confluence page.

